

CATEGORY 5 UTP-100 MHZ LAN CABLE

Product Description:

Conductor :

- Fully annealed copper wire to ASTM-B3.
- Solid or stranded bare copper.
- 22 thru 26AWG.

Insulation :

- Color coded PE,FRPE,PP,FEP or PFA.
- Temperature Rating: 75°C~250°C.
- Voltage Rating: 300 Volts.

Cable Cores Assembly :

- Twisted Pair :
Each pair twisted with two insulated conductors.
- Pairs Assembly:
All the twisted pairs of cable shall be assembled with a sequential layer into a compact and circular cable formation .For the lay-up discretion, the twisted pairs of cable may be with layer type, groups type or mixture type.

Cable Wrapping :

- Optional

Ripcord :

- Nylon thread.

Cable Sheath :

- Chrome gray or black PVC,CM or CMR grade.

Applications :

- High speed data, voice, image and video applications.

Approvals :

- UL Verified File NO.E147067
Communications Cables Types CMX, CM,CMG and CMR C(UL) for Cat.3.4 and 5.
- CSA Verified File NO.LL82009 Communications Cables Types CMR,CMG and CMH.

Packaging :

- 1000ft (305M) or custom length.
- Available on spools, coils or reel boxes.

Cable Type	Number of Pairs	Conductor		Insulation		Jacket Thickness	Nominal O.D. (Approx.)	Nominal Weight (Approx.)	Max. D.C. Resistance	Charact. Impedance	
		Area	Composition	Thick.	O.D.						
		AWG	N/mm	mm	Mm						
Horizontal Cable	2	26	1/0.404	0.22	0.84	0.50	3.9	13.7	148.0	100±15	
	4		1/0.404	0.22	0.84	0.60	4.7	23.5			
Patch Cable	2		7/0.16	0.22	0.92	0.50	4.1	15.0	140.0		
	4		7/0.16	0.22	0.92	0.60	5.0	26.0			
Horizontal Cable	2		24	1/0.511	0.20	0.91	0.50	4.3	16.5		93.8
	4			1/0.511	0.20	0.91	0.60	5.5	30.0		
	8			1/0.511	0.20	0.91	0.60	7.0	51.5		
	12			1/0.511	0.20	0.91	0.60	8.0	72.0		
	25	1/0.511		0.20	0.91	0.80	11.0	147.0			
Patch Cable	2	7/0.203		0.20	1.0	0.50	4.6	21.0	87.6		
	4	7/0.203		0.20	1.0	0.60	5.8	35.0			
	8	7/0.203		0.20	1.0	0.60	7.0	57.0			
	12	7/0.203		0.20	1.0	0.60	8.5	82.0			
	25	7/0.203		0.20	1.0	0.80	12.5	167.0			

Cable Type	Number of Pairs	Conductor		Insulation		Jacket Thickness	Nominal O.D. (Approx.)	Nominal Weight (Approx.)	Max. D.C. Resistance	Charact. Impedance
		Area	Composition	Thick.	O.D.					
		AWG	N/mm	mm	Mm					
Horizontal Cable	2	22	1/0.643	0.20	1.05	0.50	4.6	22.7	59.1	100±15
	4		1/0.643	0.20	1.05	0.60	5.5	40.5		
Patch Cable	2		7/0.254	0.20	1.16	0.50	5.0	25.5	55.4	
	4		7/0.254	0.20	1.16	0.60	6.0	45.5		

Color Code Scheme :

Pair No.	1 st /2 nd Core	Pair No.	1 st /2 nd Core	Pair No.	1 st /2 nd Core	Pair No.	1 st /2 nd Core	Pair No.	1 st /2 nd Core
1.	Blue/White	6.	Blue/Red	11.	Blue/Black	16.	Blue/Yellow	21.	Blue/Purple
2.	Orange/White	7.	Orange/Red	12.	Orange/Black	17.	Orange/Yellow	22.	Orange/Purple
3.	Green/White	8.	Green/Red	13.	Green/Black	18.	Green/Yellow	23.	Green/Purple
4.	Brown/White	9.	Brown/Red	14.	Brown/Black	19.	Brown/Yellow	24.	Brown/Purple
5.	Grey/White	10.	Grey/Red	15.	Grey/Black	20.	Grey/Yellow	25.	Grey/Purple

Electrical Requirement :

Max. Conductor Resistance Unbalance (%), D.C. : 3%(5% for TIA/EIA)
Min. Propagation Velocity (%) : 67%
Max. Propagation Delay Skew ns/100m: 30
Max. D.C. Loop Resistance of Conductor (Ω /100m) : 19.2
Max. Mutual Capacitance (nF/100m) : 56
Max. Capacitance Unbalance (pF/100m) : 340/330/160 (ISO/IEC,TIA/EIA,EN)
Min. Insulation Resistance (M Ω -KM) : 150

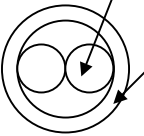
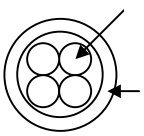
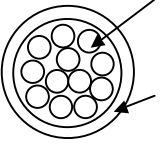
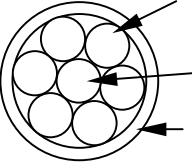
Frequency (MHZ)	Horizontal Cable								Patch Cable							
	Attenuation (dB/100m)		NEXT (dB)		PSNEXT (dB/10cm)		SRL (dB)		Attenuation (dB/100m)		NEXT (dB)		PSNEXT (dB/10cm)		SRL (dB)	
	Max.	Nom.	Min.	Nom.	Max.	Nom.	Max.	Nom.	Max.	Nom.	Min.	Nom.	Max.	Nom.	Max.	Nom.
.772	1.8	1.6	67.0	77	64.0	74.0	23	34	2.2	1.9	67.0	77	64.0	74.0	23	34
1	2.0	1.9	65.3	72.6	62.3	69.6	23	34	2.4	2.2	65.3	72.6	62.3	69.6	23	34
4	4.1	3.9	56.3	63.7	53.3	60.7	23	33	4.9	4.4	56.3	63.7	53.3	60.7	23	33
10	6.5	5.9	50.3	57.8	47.3	54.8	23	32	7.8	6.8	50.3	57.8	47.3	54.8	23	32
16	8.2	7.8	47.3	56.9	44.4	53.9	23	31	9.8	9.2	47.3	56.9	44.4	53.9	23	32
20	9.3	8.6	45.8	53.4	42.8	50.4	23	30	11.1	10.1	45.8	53.4	42.8	50.4	23	30
31.25	11.7	11.5	42.9	48.4	39.9	45.4	21	28	14.0	12.1	42.9	48.4	39.9	45.4	21	28
62.5	17.0	16.1	38.4	48.2	35.4	45.2	18	26	20.4	18.9	38.4	48.2	35.4	45.2	18	25
100	22.0	21.5	35.3	46.3	32.3	43.3	16	25	26.4	25.1	35.3	46.3	32.3	43.3	16	23

*for 7/0.203mm. 24AWG:Max. attenuation in dB/100m should not be more than 20% higher than requirements of horizontal cables.(TIA/EIA 568-A)

**for 7/0.16mm.

26AWG:Max attenuation in dB/100m should not be more than 50% higher than requirements of horizontal cables.(ISO/IEC 11801. EN 50173)

Cable Construction :

2-Pairs Cable	4-Pairs Cable	12-Pairs Cable	25-Pairs Cable
			
<p>Note: 1. Twisted pitch of each pair should be different from the neighboring pair.</p> <p>2. Cable cores may be twisted with pairs, quads or groups of twisted singles as specified by the customer.</p>			

EVERTOP