

億泰電線電纜股份有限公司

EVERTOP WIRE CABLE CORPORATION

Stock Code : 1616

Evertop Wire Cable Corporation for 2025 Investor Conference

DISCLAIMER

- The purpose of the briefing is to provide information ,therefore will not be updated under any circumstances.
- Evertop Group does not have any responsibility to update or correct any information in this presentation.
- The information within the presentation does not hint future decisions or promise any solide validity.

AGENDA

- A. Company Introduction
- B. Financial Highlights
- C. Future Outlook
- D. IR Contact

A. Company Introduction

- Company Profile
- Corporate Culture
- Organization Chart
- Overview of Group

A. Company Introduction

➤ **Company Profile**

- Established in 1988
- Stocks published in 2000
- Capital amount 19.41 billion
- Product: Power Cables 、 Telecommunication Cables 、 Fiber Optic Cables and Rubber Cables

A. Company Introduction

➤ CORPORATE CULTURE

Management Philosophy

Integrity、Positive、Beyond

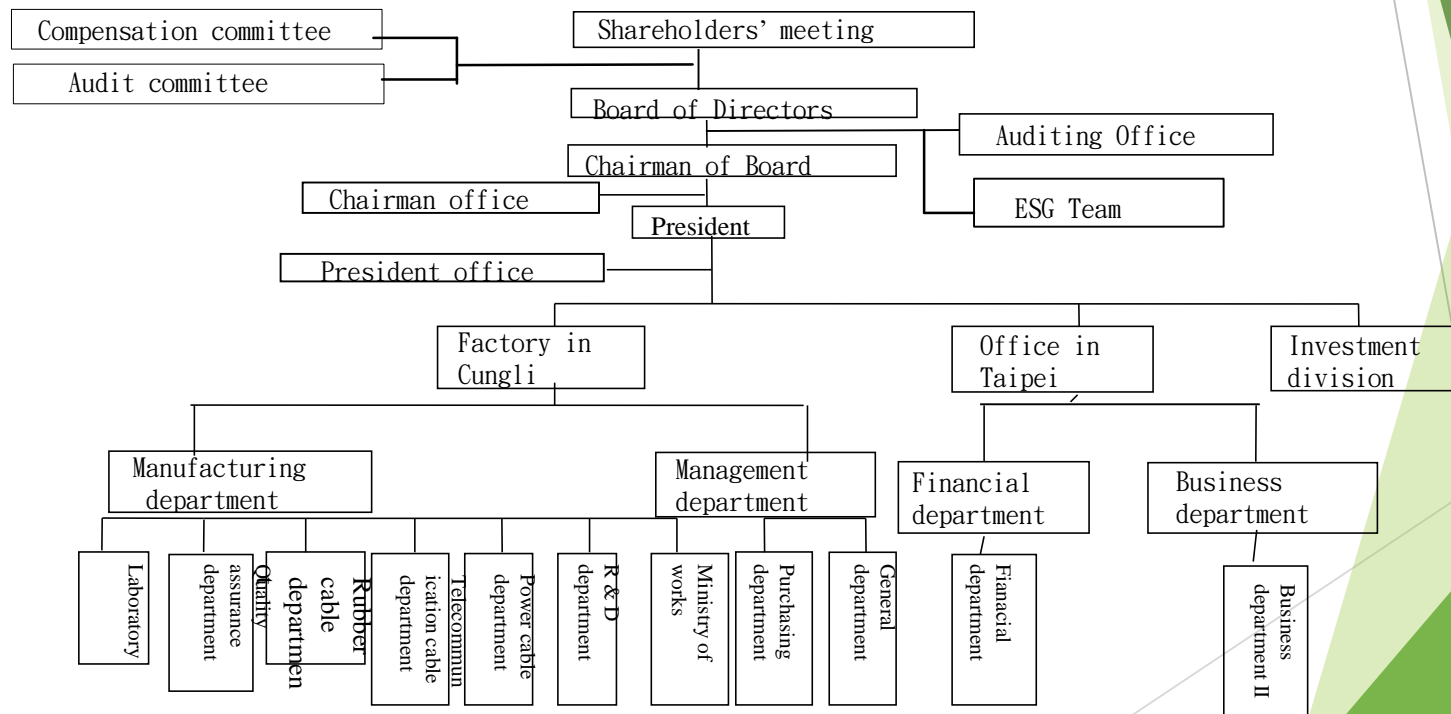
Vision

In the spirit of "continuous improvements" in order to reduce the impact on the environment, to achieve the "Sustainable development"

Stock Code : 1616

A. Company Introduction

➤ ORGANIZATIONAL CHART



A. Company Introduction

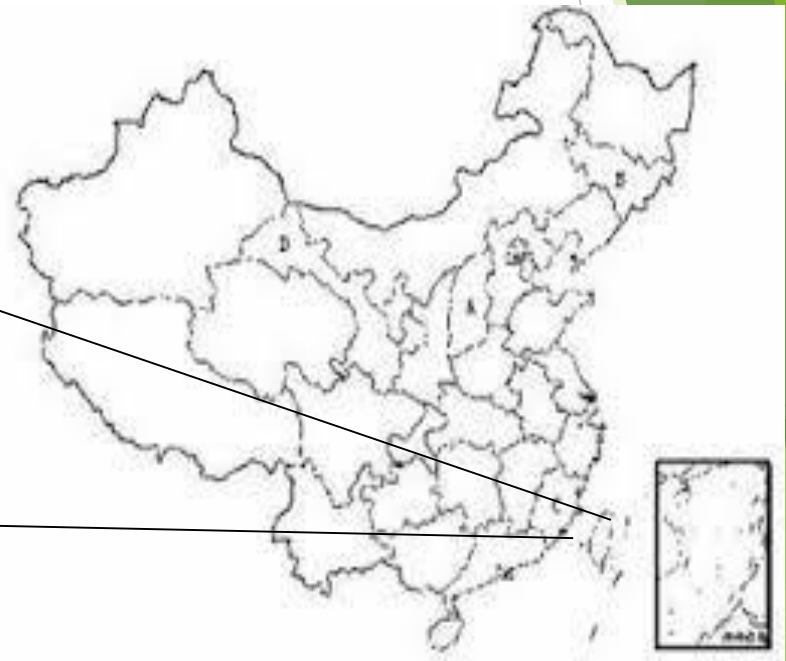
➤ OVERVIEW OF GROUP

Evertop Wire Cable Corporation
(Head Office)

Evertop Wire Cable Corporation
(Factory in Chungli)

Evertop Wire Cable (Dongguan)
Co., Limited

Evertop Wire Cable (Suzhou)
Co., Limited



B. Financial Highlights (CONSOLIDATED STATEMENTS OF INCOME :

2024Q4&2023Q4)

Unit :Thousand of NTD

ITEM	2024		2023		Growth%
Net Sales	4,593,099	100%	4,112,681	100%	10.68%
Operating Cost	4,094,896	89%	3,640,892	89%	12.47%
Gross Profit	498,203	11%	471,789	11%	5.6%
Operating Expenses	377,262	7%	166,457	3%	126.64%
Net Profit	160,941	4%	305,332	8%	(47.29)%
Non-Operation Income and Expenses	387,681	8%	(1,351)	-%	28,795.85%
Profit Before Income Tax	548,622	12%	303,981	8%	80.48%
Income Tax Expenses	161,196	4%	78,259	2%	105.98%
Profit After Tax	387,426	8%	225,722	61%	71.64%
EPS	2.04		1.19		

B. Financial Highlights (CONSOLIDATED STATEMENTS OF INCOME :

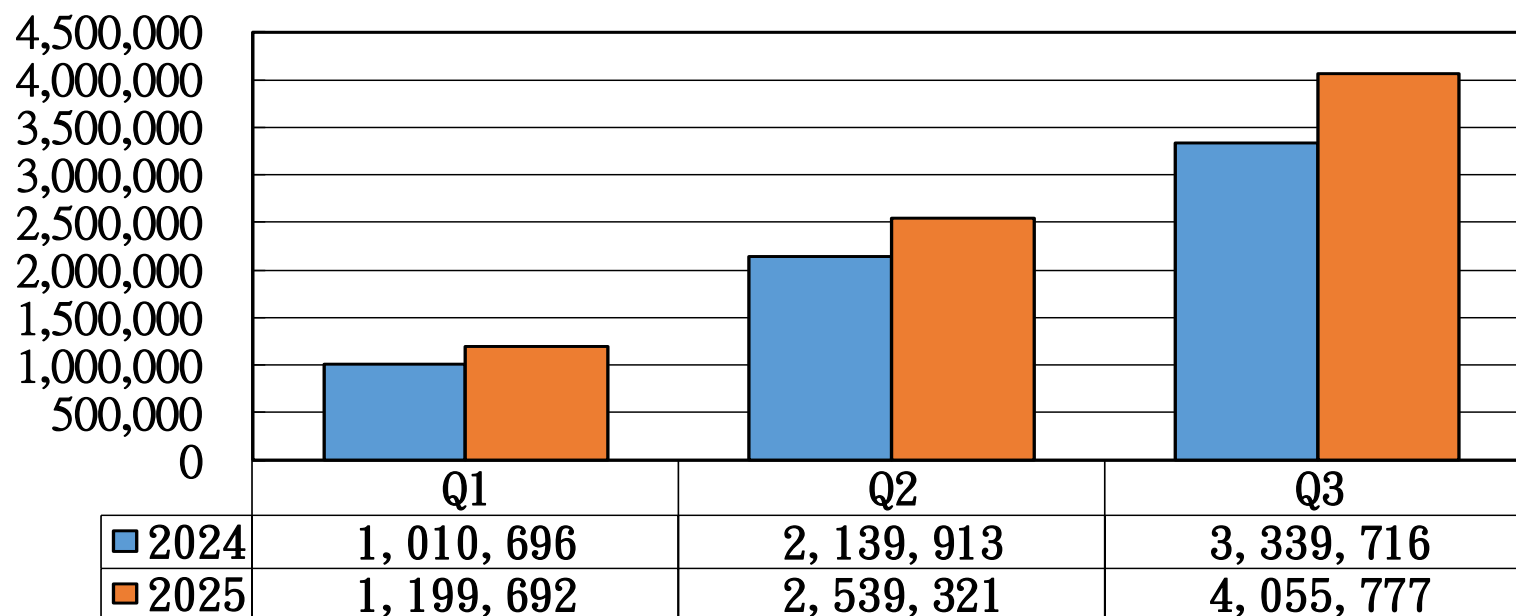
2025Q3&2024Q3)

Unit :Thousand of NTD

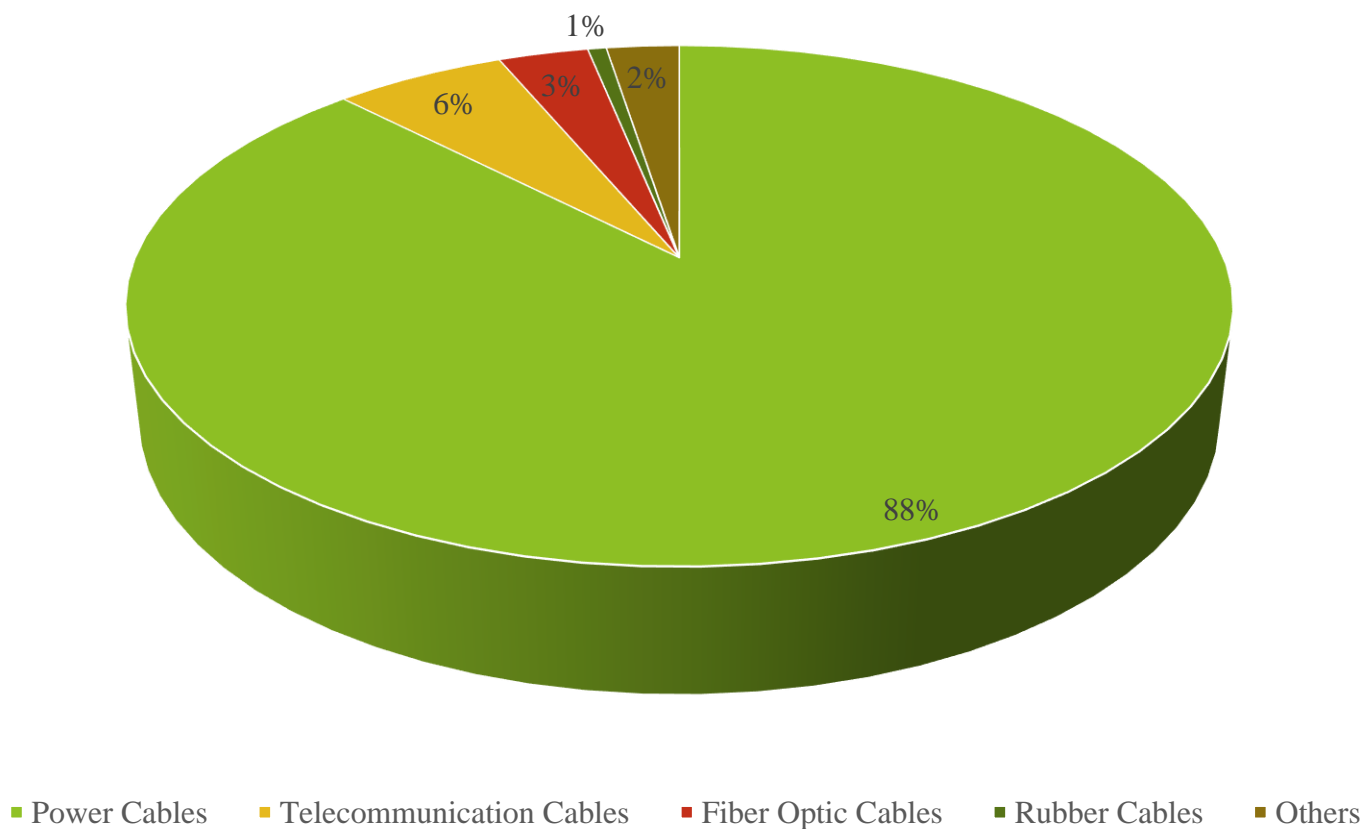
ITEM	2025Q3		2024Q3		Growth%
Net Sales	4,055,777	100%	3,339,716	100%	21.44%
Operating Cost	3,422,368	84%	3,028,411	89%	13.01%
Gross Profit	633,409	16%	311,305	9%	103.47%
Operating Expenses	188,391	5%	161,025	5%	16.99%
Net Profit	445,018	11%	150,280	4%	196.13%
Non-Operation Income and Expenses	92,206	2%	(11,197)	-%	923.49%
Profit (Loss) Before Income Tax	537,224	13%	139,083	4%	286.26%
Income Tax Expenses	116,663	3%	43,865	1%	165.96%
Profit (Loss) After Tax	420,561	10%	95,218	3%	341.68%
EPS	2.22		0.50		

B. Financial Highlights-Revenue Performance in Two Periods

Unit : Thousand of NTD

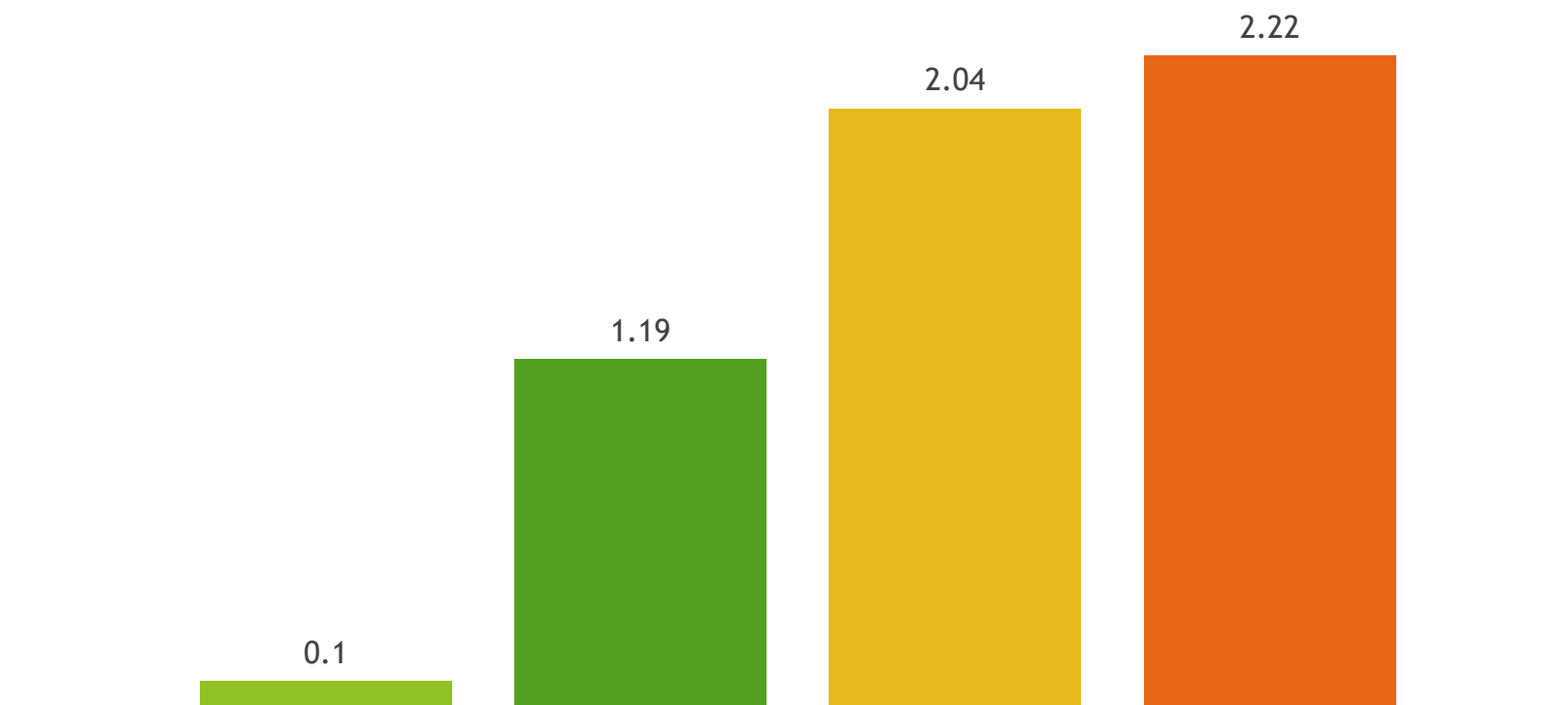


B. Financial Highlights- Product Sales Analysis



B. Financial Highlights- Profitability Performance Over The Past Three Years (EPS)

■ 2022 ■ 2023 ■ 2024 ■ 2025Q3




C. Future Outlook 2026

- In recent years, the government has been promoting wind power and green energy development, and will invest NT\$564.5 billion over the next ten years in the “Power Grid Resilience Plan” aimed at phasing out aging cables across Taiwan from 2022 to 2032. This initiative is expected to drive the development of cable-related businesses.

Stock Code : 1616

D.IR Contact

- Spokesman : Mandy Tsou
- Address : 1F,No.1,Lane 91,Sec.2,Ren-Ai,Rd.,Taipei City, Taiwan (R.O.C)
- E-mail : evertopf@ms27.hinet.net
- TEL : +886-2-23218855
- FAX : +886-2-23966925



億泰電線電纜股份有限公司

EVERTOP WIRE CABLE CORPORATION

Thank you For Your Listening